


Sue Heinz



Kismet Quilting
LLC

Free-motion quilting and piecing classes
Lecture/Demos | Retreats

Sue Heinz is pleased to offer the following

Free-Motion Quilting Design Workshops

Applicable to any sewing machine - from domestic to longarm



Domestic Bliss. Excited about free-motion quilting on your domestic machine but not quite sure how to start? Come and see how having step-by-step instruction, 'game changer' tools and one-on-one machine time with an experienced quilter equals future success. Sue will share all of her favorite tools and some of her unique designs to get you on the right path towards achieving blissful quilting. Ahhhhhh!

Beginner skill level.



Flight School - Feather Techniques. Squares, triangles, flying geese and borders become worry free, as Sue illustrates many different ways to fill these shapes with beautiful feathers. You'll come away from this class with a notebook full of beautiful designs, tips and tricks. Traditional and Bump-Back feathers taught.

Beginner skill level.



Fill Harmonics. Create a symphony of harmonious background designs that group well together on any type of quilt - or use just one for a dramatic textural effect. You'll learn how to draw an array of free-motion and grid pattern backgrounds while Sue demonstrates with step-by-step illustrations and how-to hints. Your quilt will be shouting, "Bravo!"

Open to all skill levels.




Featherworks. You'll be saying, "I'll take the works" when you see the unique feather designs offered in this drawing class. Sue will inspire you with feathers that will enhance a wide variety of quilt styles - from traditional to contemporary to "funky". Round, spiked, nautilus, occluded - even feathers made from sashing designs - will be presented in this fast-paced and entertaining class, as Sue shares the "works" with you. Featherworks, that is!

Intermediate level class.

Sue Heinz is pleased to offer the following

Free-Motion Quilting Design Workshops

Applicable to any sewing machine - from domestic to longarm



Take Two! See the magical transformation happen before your eyes as Sue bends and twists two simple shapes into amazing sashing, E to E, clamshell, block, circular, grid and border designs. Demonstrated with step-by-step illustrations and how-to hints. "Take Two!" and you'll walk away with design possibilities for every inch of your next quilt top.

Confident beginner skill level.



Sashing that Sizzles. Turn up the heat on your quilts with some sizzling new sashing designs. Stemmed, echoed, mirrored - and some so new they break the mold! Sue also includes a "drop dead easy" technique that guarantees precision corner turns in this fast-paced, interactive drawing class. Come experience sashing in a whole new way and see how Sue serves up sizzling designs sure to spice up any style quilt.

Open to students of all skill levels.



Take Sashing for a Spin (It's Easier than You Think!) This class is packed with possibilities! Learn how easy it is to transform organic, spiked and even feathered sashing into curved and gorgeous medallions and wreaths! You will be amazed at how simple it is to combine Sue's inventive sashing designs with an easy-to-use template that will take your quilting to the next level. She will also share some creative ways to echo these designs in borders and blocks. Intriguing and delightful designs brought to you in a fun and fast-moving drawing class. Your head will be spinning with possibilities!

Confident beginner skill level.


Piecing workshop!



Elmer University - Lessons that Stick. This is Sue's 'You've Got A Friend Named Elmer' lecture sewn-out! This is a 6-8 hour class where you will sew your way through all of the many ways Elmer will rock your piecing world forever! Topics include: basic 'Elmering' techniques, matching stripes and intersections, pieced circles, funky borders and a complete binding lesson!

Open to students of all skill levels.

Lecture/demo Topics



You've got a Friend Named Elmer. Want to instantly improve your piecing skills with guaranteed seam and pattern matching? No problem! Want to eliminate bias stretch once and forever? No problem! Want to do it all without needing to use specialty gadgets or even pins? No problem! A fun, fast and game-changing presentation you won't want to miss. (A one-hour lecture/demo.)

Sashing to WOW! Come see how easy it is to transform flat and straight sashing into curved and gorgeous medallions and wreaths! Sue will show you how to combine her inventive sashing designs with an easy-to-use template for jaw-dropping, beautiful results. (A one-hour lecture/demo.)

Gridwork Sampler. Looking for fun, fast and fanciful background fills? Look to gridwork! In this lecture, Sue will demonstrate her unique continuous line, clamshell and yes, even circular gridwork designs. Arrive curious and leave inspired! (A one-hour lecture/demo.)

Special Considerations

Please contact Sue regarding pricing for workshops and trunk shows in your store, guild or at your event.

Kismet Quilting will offer for sale Sue's books along with a limited selection of specialty notions that directly relate to the material being taught. These products will be sold at full retail prices, with all proceeds going to Kismet Quilting. Trunk Shows will only be offered in conjunction with a multi-day workshop, if your event is outside of a 150-mile radius of St. Paul/Minneapolis, MN.

All travel expenses will be reimbursed to Kismet Quilting. For venues located outside of a 150-mile radius of the St. Paul/Minneapolis, MN area, Sue requests that a nonsmoking hotel room be provided by the event sponsor, from the day prior to an all-day class, through the morning after the class is completed.





Sue's passion is teaching and she brings to each of her classes a Fine Arts and Education background, over 25 years of quilting experience, a sense of humor, design expertise and a commitment to help each of her students reach new levels of quilting excellence. She has authored three books, brimming with fresh ideas for free-motion quilting and has also designed several innovative marking tools - all to delight, intrigue and inspire. In addition to teaching at guilds and national shows all across the country, her designs, books and tools have been featured in online TV and national and international quilting publications.

For more information about Sue's books, classes and to see samples of her work, please visit: www.SueHeinz.com

Contact Information

Sue would be happy to discuss any questions you may have. She can be reached at:

Email: kismetquilting@gmail.com

Web: www.SueHeinz.com

Studio: 1-651-426-5565

Thank you for your interest in her classes. Sue considers it a privilege and honor to be able to share her classes with your group and is looking forward to your reply!

