


*Sue Heinz*



*Kismet Quilting*  
LLC

Free-motion quilting classes  
Lecture/Demos | Retreats

© Sue Heinz



Sue Heinz is pleased to offer the following

## Free-Motion Quilting Design Classes

Applicable to any sewing machine - from domestic to longarm




**Domestic Bliss.** Calling all sit-down, free-motion quilting beginners! You'll learn to draw several of Sue's unique quilting designs - what fun! Tools, thread, batting choices and basting techniques will be discussed, followed by sewing time. Fresh designs + questions answered + hands-on sewing time = Bliss!

True Beginner



**Feather Primer 101.** In this introductory class, you'll learn how to create beautiful feathers and correct common mistakes, all the while learning some gorgeous designs. Also included: how to turn corners, fill spaces and many other tips and tricks. Traditional and Bump-Back feathers taught.


True Beginner



**Featherworks!** Tired of your old feather designs? In Sue's intermediate Feather class, you'll learn fresh designs that enhance a variety of quilt styles - not just new block and border designs, but medallion, wreath and triangular designs too - plus drafting tips and more! So, what are you waiting for? Banish the blahs and get the "works" in this way-beyond-the-basics drawing class.

Pre-requisite: must be proficient with basic traditional and bump-back feathers prior to class.

Intermediate/Advanced



**Fill Harmonics.** Create a symphony of background designs that harmonize well together on any type of quilt - or use just one for a dramatic textural effect. Sue will demonstrate with step-by-step illustrations and how-to hints. Your quilt will be shouting, "Bravo!"

All Skill Levels

Sue Heinz is pleased to offer the following

## Free-Motion Quilting Design Classes

Applicable to any sewing machine - from domestic to longarm



**Take Two - Simple Shapes, Stunning Results!** Finding just the right combination of quilting designs to harmonize together and balance out a quilt can be challenging. Discover how just two simple shapes can be easily transformed into a variety of uniquely stunning block, grid, triangle, linear and circular designs and more. Simple shapes, stunning results - easy to master!

All Skill Levels



**Sashing that Sizzles.** Turn up the heat on your quilts with some sizzling new sashing designs! You will learn designs that look stunning on a variety of quilt styles - from traditional to modern and everything in-between in this fast-paced, interactive drawing class. Also included - a 'no math' technique that guarantees precision corner turns - Yea! Come curious, leave Inspired.

All Skill Levels




**Spin Class - A new Spin on Free-Motion Sashing Design** Combine Sue's inventive free-motion sashing designs with an easy-to-use, re-sizable template. The result? Stunning medallion, wreath and block designs. Highly additive, easy to learn and fun too!

All Skill Levels

## Lecture Topics

### Sewing/Piecing Related Topics (of interest to 'piecers' and quilters)



**You've Got a Friend Named Elmer.** As 'piecers' we all want to achieve PERFECTLY aligned seams and matched stripes, in addition to flat, square and accurately sized blocks. In this lecture, Sue will guarantee it. Plus, she will show you how to eliminate bias stretch, create curved INSIDE borders and sew pieced circles, all without the need for pins, clips or gadgets. A MUST-SEE lecture that will ROCK your piecing world!

*(Can be presented as a one-hour or a 90 min. lecture)*

**Binding Bliss.** Perfect your skills! Sue will demo a you've-got-to-see-it-to-believe-it technique that will teach you an amazingly simple, fast and accurate way to bind your quilts to produce show-quality results every time. Isn't that what you've always wanted? Also included - from 'Bland to Grand' - innovative ideas to incorporate into your next binding: lace, beads, zippers, split bindings and more! (90 minute lecture)

### Free-Motion Quilting Related Topics (of interest to quilters at all levels)

**Fast & Fabulous Free-Motion Grids.** Looking for fun, fast and fanciful background fills? Look to grid designs! Unique block-based designs are only the beginning of what Sue will share with you. How about round grid designs? No problem! Star Shapes? Yes! During this lecture/demo, Sue will show you just how fun and EASY it is to make complex-looking designs 'fast and fabulous' using her original designs and amazing tools. Come curious, leave inspired.

*(Can be presented as either a one or a two-hour lecture)*

**Spin Class - Sue's Signature Circles.** Come and learn Sue's trademark technique of taking simple sashing designs and spinning them into grid-based, 'impress the judge' medallions, wreaths, blocks and borders. They're EASILY SEWN (they really are!) using Sue's original designs and inventive tools.

*(A one-hour lecture)*


**Tool Time with Sue's Tools.** An in-depth look at some amazingly crafty quilt marking tools and rulers. Sue will demo just some of the shapes possible: medallions, wreaths, multi-pointed stars (you name it, she's got it), circles, squares - *all adjustable in 1/8th inch increments* - hexagons.... Of course, Sue will share some of her unique designs as well!

*(A one-hour lecture)*



### Please Note

Single lectures will only be offered in conjunction with a multi-day engagement, if your event is outside of a 100-mile radius of St. Paul/Minneapolis, MN. In addition, for engagements outside of this radius, Sue will request hotel and travel reimbursement.







## Sue Heinz

Sue's passion is teaching and she brings to each of her classes a Fine Arts and Education background, over 25+ years of quilting experience, a sense of humor, design expertise and a commitment to help each of her students reach new levels of quilting excellence. She has authored four books, each brimming with fresh design ideas for free-motion quilting and has also designed several innovative marking tools and rulers - all to delight, intrigue and inspire. In addition to teaching at guilds and national shows across the country, She has been featured on online TV and national and international publications.

For more information about Sue, her classes, books, tools, rulers or see samples of her work, please visit her website, [SueHeinz.com](http://SueHeinz.com).

### Contact Information

Sue would be happy to discuss any questions you may have! She can be reached at:

[sue@sueheinz.com](mailto:sue@sueheinz.com)

[www.SueHeinz.com](http://www.SueHeinz.com)

Thank you for your interest in her classes and lectures. Sue considers it both a privilege and an honor to be able to share her designs and passion for free-motion quilting with your group. She looks forward to receiving your inquiry!

#### Acknowledgements

Cover pattern, second upper right - Guzmania by Kara Schorstein

This page, bottom left, top pattern - Applique by Sharon Schamber

This page, bottom left corner pattern - Geranium by Sew Be It

