

Free-Motion Quilting Classes | Lectures | Retreats




Sue Heinz is pleased to offer the following

Free-Motion Quilting Design Classes

Applicable to any sewing machine - from domestic to longarm.

Unless otherwise noted, all topics will be presented as drawing classes.



360° Grids - Create Mesmerizing Designs that are Oh, So Easy to Sew! Does this sample look packed with possibilities but too hard to free-motion quilt? Don't be fooled! Let Sue Heinz show you her innovative technique of combining simple grids with her patented, easy-to-use tools. Add Sue's original sashing shapes and step-by-step instruction, and get ready to take your quilting to the next level!

All Skill Levels



Caffeinated Quilting. Sue Heinz has brewed up energy-infused, organic designs that will look stunning on your next quilt! Based on her book by the same name, this class will leave you filled to the brim with new grid, block, and linear designs that are easy to master – especially with Sue's one-on-one teaching style. So, what are you waiting for? Come play – leave caffeinated!

All Skill Levels



Feathers 101. There's nothing quite as gorgeous as a well-sewn feather but they can also be a minefield to the true beginner. In this introductory class, Sue Heinz will share with you her tips and tricks on how to quickly identify and correct common mistakes, turn corners with ease, fill awkward spaces with confidence, and more - all while learning some stunning designs. Traditional and Bump-Back feathers will be taught.


True Beginner

Sue Heinz is pleased to offer the following

Free-Motion Quilting Design Classes

Applicable to any sewing machine - from domestic to longarm.


Unless otherwise noted, all topics will be presented as drawing classes.



Featherworks. Calling all experienced feather quilters looking for new and exciting design ideas. If that description caused a tingle, then this class is for you! Sue Heinz will barrage you with her unique designs - not just new blocks and borders, but medallions, wreaths, triangular designs, and more - plus enhanced drafting tips! So, what are you waiting for? Banish the blahs and get the 'works' in this way-beyond-the-basics drawing class.

Pre-requisite: must be proficient with traditional and bump-back feathers.

Intermediate/Advanced



Fill Harmonics. Create a symphony of background designs that harmonize well together on any quilt - or use just one for a dramatic textural effect. You'll learn how to draw an array of Sue Heinz's unique free-motion and grid pattern backgrounds while she demonstrates with step-by-step illustrations and how-to hints. Your future quilts will be shouting, "Bravo!"

All Skill Levels



One ... and Done! A New Approach to Custom Quilting Design. Finding just the right combination of quilting designs to balance out a quilt can take time and effort. Let Sue Heinz unlock her secret of using just one shape to fill an entire quilt with a variety of unique and harmonious blocks, border, grids, triangles, linear and circular designs, plus more. Simple shape, stunning results - easy to master!

All Skill Levels

Sue Heinz is pleased to offer the following

Free-Motion Quilting Design Classes

Applicable to any sewing machine - from domestic to longarm.

Unless otherwise noted, all topics will be presented as drawing classes.




Sashing that Sizzles. Turn up the heat on your next quilt with some sizzling new sashing! Sue Heinz's stunning and unique designs complement a wide variety of quilt styles, so come and join us in this fast-paced, interactive drawing class. Also included: a gotta-have, no-math technique that guarantees precision corner turns. Come curious, and leave Inspired!

All Skill Levels

Sue Heinz is pleased to offer the following

Free-Motion Quilting Wholecloth Design Retreat




Gather your quilting friends and join Sue for a four-day retreat as you create this stunning wholecloth sampler! The sampler includes 27 designs divided into circular, pebbles, grids, and edge-to-edge patterns. You'll receive a pattern, complete with how-to instructions and step-by-step drawings of each shape, a full-sized transfer sheet, and many helpful tips and tricks during our time together. The retreat will be split daily into a drawing/introducing new designs segment, followed by a sewing segment. You can choose only to draw - and that's OK! So, what are you waiting for?

Whether you have a retreat space or a sleep-in-your-own-bed space, contact Sue for more information!

All skill levels.

Lecture Topics

Sewing/Piecing Related Topics (of interest to both piecers and quilters)



You've Got a Friend Named Elmer. Imagine a world where every seam you stitch is perfect...every block true to size. Can you also imagine precisely matching stripes, accurately piecing circles (with ease!), and eliminating bias stretch forever? Wanna dream even more? Imagine never having to rip again! Sue Heinz guarantees you will achieve your wildest piecing dreams when you use this simple technique that requires no pins, clips, or gadgets. A MUST-SEE lecture that will ROCK your piecing world!
(Can be presented as a 60 or 90-minute lecture).

Binding Perfection. Let Sue Heinz improve your binding skills by showing you a technique that is pin-free, math-free, and guarantees show-quality results. Once that technique is firmly in your mind, she will then take you on a journey from Bland to Grand - as she demonstrates innovative ideas for incorporating into your bindings: lace, beads, zippers, split bindings, and more.
(Can be presented as a lecture, or as a 4 or 6-hour workshop).


Precision Curves. A new way to piece curves and circles! Students will sew Drunkards Path blocks using a template that allows four blocks to be sewn at a time – without any pins, clips, or gadgets! Then, Sue Heinz will demonstrate how this technique can be used to conquer all sorts of other curves and circles with ease and accuracy that you never thought possible.
(Can be presented as a lecture, or as a 3 or 6-hour workshop).

Free-Motion Quilting Related Topics (of interest to quilters at all levels)

Fast & Fabulous Free-Motion Grids. Looking for unique and fanciful background fills? Look at Sue Heinz's grid designs! Sue will show you just how fun and EASY it is to make complex-looking designs 'fast and fabulous' using her original designs and unique tools. Come curious, and leave inspired.
(Can be presented as either a 60 or 90-minute lecture or as a 3 or 6-hour workshop).


360° Grids - Create Mesmerizing Designs that are Oh, So Easy to Sew!

Packed with possibilities, Sue Heinz introduces you to her innovative technique of transforming simple sashing shapes into gorgeous medallions and wreaths. You will be amazed at how easy it is to create a variety of Sue's inventive designs using her patented, easy-to-use tools.
(Can be presented as either a 60 or 90-minute lecture, or as a 3 or 6-hour workshop).



Please Note

Single lectures will only be offered in conjunction with a multi-day engagement, if your event is outside of a 100-mile radius of St. Paul/Minneapolis, MN. In addition, for engagements outside of this radius, Sue will request hotel and travel reimbursement.





Sue Heinz

Sue's passion is teaching, and she brings to each of her classes a Fine Arts and Education background, over 30 years of quilting experience, a sense of humor, design expertise, and a commitment to helping each of her students reach new levels of quilting excellence. She has authored five books, each brimming with fresh design ideas for free-motion quilting, patented several innovative marking tools, and designed some nifty free-motion rulers - all to delight, intrigue, and inspire. In addition to teaching at guilds and national shows across the country, She has been featured on online TV and national and international publications.

For more information about Sue, her classes, books, tools, and rulers or to see samples of her work, please visit her website, **SueHeinz.com**.

Contact Information

Sue would be happy to discuss any questions you may have! She can be reached at:

sue@sueheinz.com

www.SueHeinz.com

Thank you for your interest in her classes/lectures. Sue considers it a privilege and an honor to share her designs and passion for free-motion quilting with your group. She looks forward to receiving your inquiry!



Acknowledgements

Cover pattern, second upper right - Guzmania by Kara Schorstein
This page, bottom left, top pattern - Applique pattern by Sharon Schamber
This page, bottom left corner pattern - Geranium pattern by Sew Be It